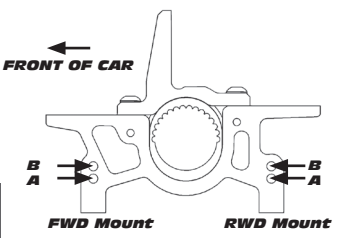
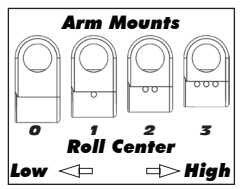
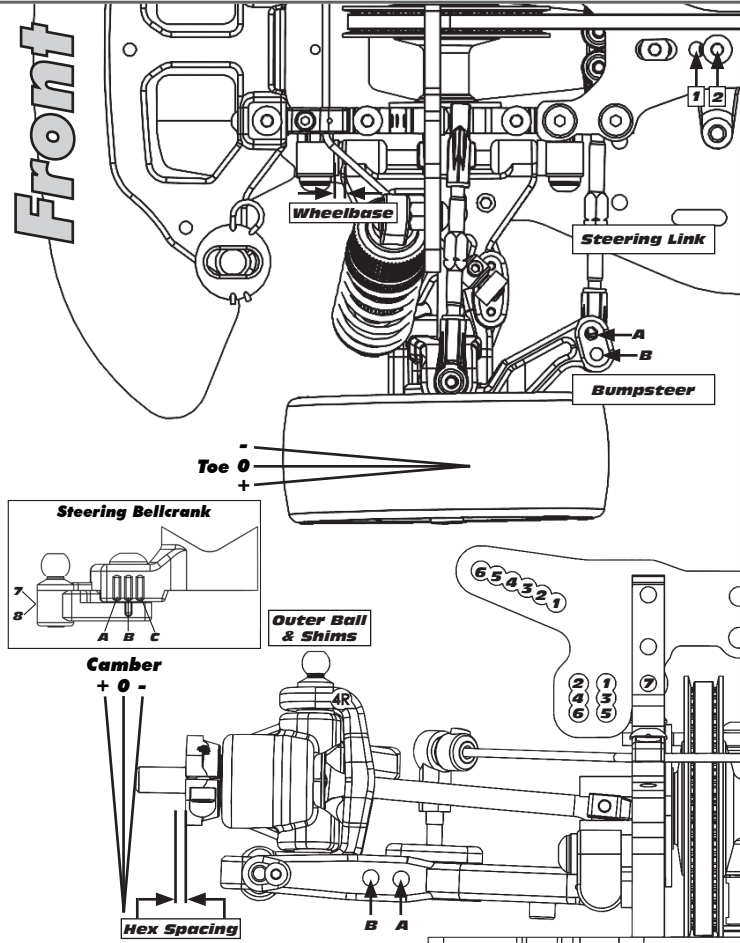


Driver: _____
Track: _____
Conditions: _____

Date: _____
Event: _____



| Transmitter | |
|-----------------|--|
| Turning Circle: | |
| Steering Expo: | |
| Brake E.P.: | |
| Throttle Expo: | |
| Motor | |
| Notes: | |

| Gearing | |
|---------|--|
| / | |
| Notes: | |

| Front | Alignment | Rear |
|-------|--------------------|------|
| | Ride Height | |
| | Camber | |
| | Caster | N/A |
| N/A | Rear Hub Toe | |
| | Toe (Total) | |
| | Hex Spacing | |
| | Wheelbase | |
| | Steering Bellcrank | N/A |
| | Steering Link | N/A |
| | Bumpsteer | N/A |

Notes:

| Suspension Geometry | |
|---------------------|----------------------|
| | Shock Position |
| | Camber Link Position |
| | Outer Ball & Shims |
| | FWD Arm Mount |
| | FWD Mount Shim |
| | RWD Arm Mount |
| | RWD Mount Shims |
| | Drop |
| | Anti-Roll Bar |

Notes:

| Shocks | |
|--------|---------|
| | Oil |
| | Piston |
| | Rebound |
| | Spring |

Notes:

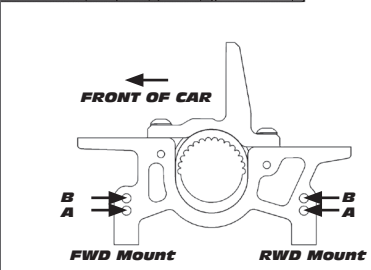
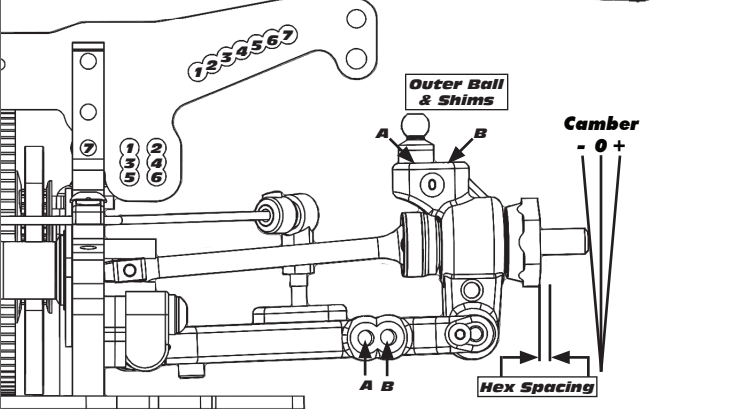
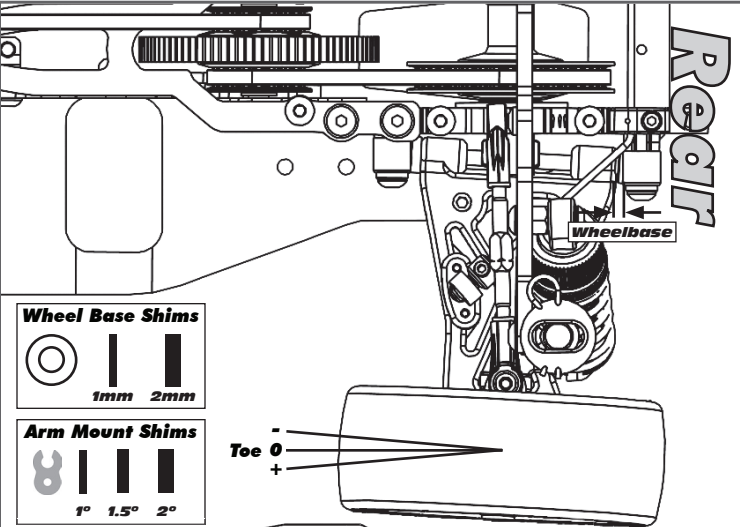
| Differentials | |
|---------------|---------------------|
| | Type |
| | Setting |
| | Cam Holder |
| | Belt Tension Number |

Notes:

| Tires | |
|-------|-------------------|
| | Type |
| | Tire Diameter |
| | Insert & Wheel |
| | Additive & Amount |

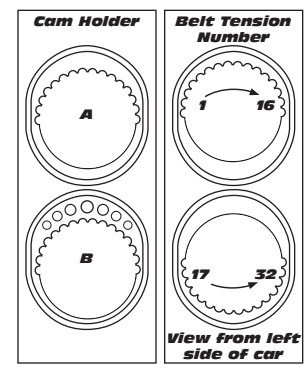
Notes:

| Chassis | |
|---------|-----------|
| | Chassis |
| | Top Plate |
| Notes: | |



Notes:

| Speed Control | |
|---------------|------------------|
| | E.S.C. Type: |
| | E.S.C. Settings: |
| Body & Wing | |
| Notes: | |



Notes:

| Battery Placement | |
|-------------------|--|
| Notes: | |